

# More questions to ask when buying a child safety seat or booster seat

## Do you have a copy of the safety seat instructions?

Call the manufacturer and have instructions sent to you, or get them from their website. The phone number for the manufacturer can be found on your safety seat. If you need help, call Transport Canada at 1-800-333-0510.

## Has the seat been involved in a crash?

Child safety seat and booster seat manufacturers say to replace any seat involved in a crash. There may be no signs of damage but small cracks or weakened areas may make the safety seat fail to protect your child in the next crash.

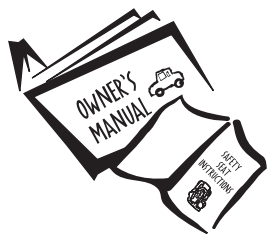
## Has this model ever been recalled?

Call the manufacturer, or check their website, with the seat name, model number, and date of manufacture to find out if your safety seat has been recalled. You could also call Transport Canada at 1-800-333-0510 or go to [www.tc.gc.ca/roadsafety](http://www.tc.gc.ca/roadsafety) (click on Child Safety) to find out about recalls.

**Read your child safety seat or booster seat instruction book and your vehicle owner's manual to make sure you are using the seat properly. Make every ride a safe ride for everyone.**

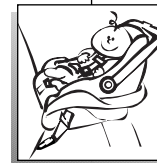
For questions about child safety seats or booster seats, call Alberta Transportation at **780-427-8901 (toll-free in Alberta 310-0000)** or Health Link Alberta:  
In Calgary area at **403-943-LINK (5465)**  
In Edmonton area at **780-408-LINK (5465)**  
Toll-free in Alberta **1-866-408-LINK (5465)**

For more information, visit [www.albertaseatbelts.ca](http://www.albertaseatbelts.ca)



What's holding  
  
you back?

Safety Seat Information Series 608002 © (2013/04)



# tips for buying a child safety seat or booster seat



When used correctly, child safety seats and booster seats save lives and reduce injuries. Children can get hurt if their child safety seats or booster seats are not used properly. **Here are some tips on how to buy the right child safety seat or booster seat for your child.**

# Questions to ask when buying a child safety seat or booster seat

All safety seats sold in Canada must have a Canada Motor Vehicle Safety Standards (CMVSS) sticker. The best seat for you and your child is the one that you will use properly each time. **It is not a good idea to buy a second-hand safety seat.** Used seats may be missing parts, damaged or recalled, and may not meet current safety standards.

## What types of safety seats can I buy?

There are three basic types of safety seats for children:

- **Rear-facing** child safety seats are for babies until they are at least 1 year old, 10 kg (22 lbs.), and walking. The rear-facing position is the safest so don't rush to put your baby in a forward-facing seat. Some child safety seats are designed for rear-facing use up to 18 kg (40 lbs.).
- **Forward-facing** child safety seats are for children who are at least 1 year old, 10 kg (22 lbs.), and walking. Keep your child in a forward-facing seat correct for his height and weight until he is at least 18 kg (40 lbs.). Some forward-facing seats may be used with the 5-point harness up to 30 kg (65 lbs.).
- **Booster seats** are for children under 9 years of age who weigh between 18 and 36 kg (40 and 80 lbs.) or who are under 145 cm (4'9") tall. Some booster seats can be used up to 45 kg (100 lbs.).


Many seats combine more than one basic type.

## Is the safety seat the right one for my child?

The manufacturer's instructions and labels on the safety seat state the weight, size, and/or age of child that the seat will protect. The type of safety seat you should use depends on your child's weight, height, and age.

## Does the safety seat fit in my vehicle?







Since safety seats come in many sizes, not all safety seats fit all vehicles. Ask to try the safety seat in your vehicle before you buy it.

What's holding  
  
 you back?

## Is the safety seat easy to use?

Place your child in the safety seat and buckle her up. If your baby is not born yet, use a doll or teddy bear. Adjust the harness. If you find it hard to adjust, try a different safety seat.

## Types of child safety seats and booster seats you can buy in Canada

Seat Type	Advantages	Challenges
<b>Rear-facing only, with base</b> 	<ul style="list-style-type: none"> <li>• Has carry handle. Easy to take out of vehicle, even with baby asleep.</li> <li>• Seat base stays in vehicle. If done up correctly, stays tight for every ride.</li> <li>• May be sold as part of a travel system that includes a stroller.</li> </ul>	<ul style="list-style-type: none"> <li>• Your baby may outgrow this seat before she is ready to go forward-facing.</li> </ul>
<b>Rear-facing/Forward-facing</b> 	<ul style="list-style-type: none"> <li>• Can be used as a rear-facing seat and then changed to a forward-facing seat.</li> <li>• Many models have higher rear-facing weight/height limits than rear-facing only seats.</li> <li>• Some models may be used with the 5-point harness up to 30 kg (65 lbs.).</li> </ul>	<ul style="list-style-type: none"> <li>• Not easy to move in and out of the vehicle.</li> <li>• Larger than rear-facing only seat. It may be hard to fit in some back seats.</li> </ul>
<b>Rear-facing/Forward-facing/Booster</b> 	<ul style="list-style-type: none"> <li>• Combines all three types of seats.</li> <li>• Many models have higher rear-facing weight/height limits than rear-facing only seats.</li> <li>• Some models may be used with the 5-point harness up to 30 kg (65 lbs.).</li> </ul>	<ul style="list-style-type: none"> <li>• Not easy to move in and out of the vehicle.</li> <li>• Larger than a rear-facing only seat. It may be hard to fit in some back seats.</li> <li>• May have lower height or weight limits than other types of booster seats.</li> </ul>
<b>Forward-facing/Booster</b> 	<ul style="list-style-type: none"> <li>• Combines the forward-facing and booster seats.</li> <li>• Good choice for children under 18 kg (40 lbs.) who are taller than the height limit for the rear-facing/forward-facing seats.</li> <li>• Some models may be used with the 5-point harness up to 30 kg (65 lbs.).</li> </ul>	<ul style="list-style-type: none"> <li>• Can't be used rear-facing.</li> </ul>
<b>High-back Booster</b> 	<ul style="list-style-type: none"> <li>• Offers head/neck protection.</li> <li>• Good for vehicle seats without head rests.</li> <li>• Some models can be adjusted as the child grows.</li> </ul>	<ul style="list-style-type: none"> <li>• Can only be used with lap-shoulder seat belts.</li> <li>• Can only be used by children over 18 kg (40 lbs.).</li> </ul>
<b>Backless Booster</b> 	<ul style="list-style-type: none"> <li>• Costs less than a high-back booster.</li> <li>• Good for vehicle seat with head rests.</li> </ul>	<ul style="list-style-type: none"> <li>• Can only be used with lap-shoulder seat belts.</li> <li>• Can only be used by children over 18 kg (40 lbs.).</li> </ul>